

Brush Strokes

Nov/Dec 2023

www.minnesotawatercolors.com

Volume 44, Number 6

November Meeting

Fred Dingler Demonstrates Acrylic in a Watercolor Style

Thursday, November 9 at 7pm
Zeller Studio, Hopkins, MN

We're excited to have Fred Dingler demonstrate using his preferred medium, acrylic, in a watercolor style. To demonstrate his innovative technique for us, Fred will use 300lb rough watercolor paper, watercolor brushes, and a limited palette.

Fred conducts classes and workshops every Wednesday in his home studio in Burnsville, striving to guide each student to develop their own style of painting.

Fred is a signature member of MNWS and had a 40 year career in advertising art illustration and a graduate of the American Academy of Art in Chicago. He paints in a realistic style in a variety of mediums - oil, watercolor, gouache, acrylic, and pencil.



"Red Roof" by Fred Dingler



"Tree in a Boat" by Fred Dingler

December Meeting

Kathleen Conover Demonstrates Abstract Techniques


Thursday, December 14 at 7pm
Zoom-only Demo

An abstract painter at heart, Kathleen Conover enjoys nonobjective painting and a strong "abstract understructure" is a dominant theme in her work. Kathleen exhibits her work, juries exhibitions, gives demonstrations and teaches in-depth workshops. She has been juried into more than 200 exhibitions, receiving national and international recognition for the vision, innovative techniques, and fearless expression that give rise to her unique designs. Painting with openness to her subject matter, she is guided by intense observation and deep personal reflection. The result is rich symbolic layers of literal and figurative design. We hope you can join us via zoom for this evening with Kathleen Conover!

www.kathleenconover.com.



"PeaceTalks" by Kathleen Conover



"Searching for Zen" by Kathleen Conover

From the President

Hello members and friends of the Minnesota Watercolor Society,



I recently took a one-day class at the Arboretum on painting fall landscapes. It was especially good for me because the instructor (Dan Mondloch) teaches the “three wash” approach to his work, which I implement in my work as well. It was good to get that reinforcement and I also picked up some new techniques to use. I also learned that Winsor & Newton now makes cadmium free reds, yellows and oranges, and the colors are very close to the cadmium-based versions. So... you have my approval to stop using the toxic chemicals!

VOLUNTEER OPPORTUNITIES

We need volunteers for the Fall Show and Workshops. Please consider stepping up to fill a position in 2024!! You can contact me or the current chairs for information. Their contact information is in the newsletter and our website. The board has completed one-page position descriptions for each board position that contain the main tasks for each position. They will be made available for anyone to read and understand what is involved. The board hopes that these will show how serving can be part of your growth as an artist, the time that is involved, and the support you will have to get the job done.

MNWS LIBRARY

Did you know that the MNWS has a library? We have about 300 books that currently reside at our librarian's house. Hadji Bensfield has shepherded a small number of them to our meetings in the years prior to the pandemic. The board decided that since we now have limited in-person events at multiple venues, a library is no longer viable. We have teamed with the Minnetonka Center for the Arts to absorb as many of our books as they can into their library. There will be a few books left over so look for upcoming information on what will become of them; and suggestions are welcome.

Happy painting and thanks for being a member of the MNWS,

Vic Perlbachs, President MNWS

MINNESOTA WATERCOLOR SOCIETY BOARD OF DIRECTORS

President: Victor Perlbachs, 952-212-0532
vperlbachs@gmail.com

Past President: Carol Wingard, 763-218-2384
cjwin48@hotmail.com

Vice President: Susan Chambers
susan4chambers@gmail.com

Secretary: Nancy Giere, 320-304-1590
giere@live.com

Treasurer: Mary Schmidt,
sassy.imageart@gmail.com

Exhibition, Fall:
Karen Stuhlfeier, stuhlfeier@gmail.com
Lori Murphy-Grafiing, 612-655-3705
lolomarie4art@gmail.com

Exhibition, Spring:
Julie Schroeder, 651-352-5695
brushcolour@yahoo.com
Laura Berg, ljbberg@comcast.net

Historian: Carol Wingard, 763-218-2384
cjwin48@hotmail.com

Membership: Anne Bendt, 612-799-1074
abendt12@gmail.com

Newsletter: Joannette K. Larson, 651-210-4544
joannette@comcast.net

Program: Britte Balke, brittbakke1@gmail.com
Andrea Brosch, albrosch@yahoo.com

Marketing and Communications: Sandra Cowing,
952-212-2979 scow2@comcast.net

Signature Membership: Erin Burton,
erinjp27@hotmail.com

Workshops: Jill Condon 507-381-0813
jillcondonart@gmail.com
Kelly Kastner,
612-363-6672 kelynych26@msn.com

Webmaster: Kelly Kastner,
612-363-6672 kelynych26@msn.com

IT Consultant: Laura Hanson, 612-203-9895
vandermoden_laura@yahoo.com

MNWS BRUSH STROKES NEWSLETTER

Editor/Graphic Design Joannette K. Larson • joannette@comcast.net
2722 1st Street, White Bear Lake, MN 55110 • joannettelarsondesign.com/

Proofreader Clare Ritter

Published • January/February • March/April • May/June
• Summer • September/October • November/December

©2021 Minnesota Watercolor Society

Website: www.minnesotawatercolors.com

www.facebook.com/groups/MinnesotaWatercolors/

Backgrounds...What To Do With Them?

When is a fully painted background, partially painted background, or white of the paper for background only needed? What level of detail should be included, what colors? Should the background be painted first or after the main subject? Many questions and decisions. I decided to delve into this topic and below is a summary of some thoughts from artists.

By Carol Wingard, MNWS Historian

Painted backgrounds are not always needed. Some paintings such as botanical art are left with the white of the paper as the background, or a partial background that can be accomplished by a swish of color, and it works just fine. The effect is a very clean, contemporary look.

Some paintings have a full background to complement and provide a context for the main subject and support the story or mood. It also can help establish an illusion of space. There are challenges to a full detailed background if not done well, as it could pull the attention away from the focal point. However, I have seen some wonderful detailed backgrounds that do compliment the subject very well.

Many times shapes in the background are softened, and in some instances the colors are 'grayed down' if needed. The colors for a background compared to the main subject can be harmonious, complimentary, contrasting, or repeat colors.

In some places, it is nice to attach the foreground subject to the background. This is accomplished by doing a light wash of the same color over the main subject and the background at the connection area. Usually backgrounds are painted first in watercolor before the primary subject. Best is to use a very large, wet brush initially, and work quickly. An overworked background can take away focus from the main subject.

If painting the background later, the challenge becomes not to overlap the primary subject, and there are usually more hard edges. We have included some examples of different backgrounds here from past exhibition award winners. As always, the best thing is to consider each painting and which background option makes the most sense, and to experiment and have fun!



Full Background Example:
"Waiting for the Indy 500 Parade" by Fred Dingler (Spring 2018)



Partial Background Example: "Friendly Face" by John Grancorvitz (Fall 2020)



No Background Example (left the white of the paper):
"Orchid Study" by Lucy LeMay (Fall 2020)

Show Awards

Thank you to everyone who participated in the 2023 Fall Exhibition – Shades of Autumn. 65 paintings were on display in our annual non-juried show at the Ames Center in Burnsville from Sept. 27– Nov. 11, 2023.

Best of Show

Claudia Trepanier, "Living in the Light"



Emerich Stordahl Founders

Patricia Swanson, "Floating into Fall"



First Honors

Mary Sue Krueger, "Harbor Denizen"




Second Honors

Alya Jarwaid, "Fashionista at the Cabin"



Third Honors

Richard Green, "If You Go Down to the Woods Today..."



Thank you to our judge, Abbi Allan for the great care she took with choosing the winners. As usual, it was a difficult job determining the winners with so many outstanding paintings to choose from.

We are appreciative of the volunteers who did an outstanding job of hanging our show and the committee, who provided us with a very nice opening reception on October 5th.

Minnesota Watercolor Society

To view the Winners' Paintings and all paintings entered into the show go to <https://www.minnesotawatercolors.com/fallexhibition/>

Honorable Mention

Rockie Weymouth, "In the Zone"



Honorable Mention

Wayne Sisel, "Artist's Desktop"



Honorable Mention

Kim Gordon, "Leaving the Refuge"



Merit Award

Arthur Weeks, "An Early Fall"



These events couldn't take place without the support of MNWS members. Thanks to everyone who volunteered their time to help with the show. Special thanks to our fellow board members who provide so much support for everything we do.

Co-chairs

Karen Stuhlfeier and
Lori Murphy-Grafing

Merit Award

Tara Sweeney, "Shady Business"



2023 Fall Exhibition
SHADES OF AUTUMN
Ames Center in Burnsville
September 27- November 11, 2023

MEET THE BOARD MEMBERS

Jill Condon Workshop Co-chair

I picked up watercolor painting as a new hobby during the pandemic and fell in love with the medium.


My favorite subjects to paint are landscapes, often taking inspiration from photos I've taken when traveling, another passion of mine.

When not painting, you can find me spending time with my rescue dog Maxwell or playing the piano. I'm really excited to join the board!



Wild Woman Workshop Fun!

"Wild Women" acrylic painting class taught by Jennifer Stone and hosted by the Minnesota Watercolor Society at Zeller Studio was a blast! There was a lot of fun and laughter and everyone went home with a completed piece! Thanks to Deb Zeller for her wonderful photos. Make sure to attend a MNWS workshop, you won't regret it!




Possible Holiday Boutique Show

Hello fellow watercolor members. It was wonderful to see many of you at the fall watercolor show. I wanted to touch base with you about a holiday show starting next year and having it every other year. A frame shop has offered us a little discount for the show.

Just to refresh your memory, I talked about 6x6 artwork framed to 8x8. After speaking to a few of you it should be framed to a 10x10 so we have a nice matboard border.

I would love to hear from all of you, if you have interest in adding a third show. I'm trying to find a venue that will take a lower percentage of our sales. We are a nonprofit organization so we have to work around the rules of that. I think it could be a fun event. Let me know your thoughts if this sounds like something fun for all of us to do. Please reach out to me by email at: s.chambers.watercolor@gmail.com

Thank you,
Susan Chambers, Vice President MNWS



Signature Status Members

In February of 2008 we launched the Signature Status program to honor the members who have shown a high level of creativity. There are many artists this year that are very close to receiving this coveted award. We want to encourage our members to fulfill their points so we can award them Signature Status.

To earn Signature Status, members must earn 6 points in a 5-year period.

How to earn points

- *One point for each piece accepted into the spring juried exhibition.*
- *One point for each piece selected by a juror for an award in the fall open exhibition or the spring juried exhibition.*
- *All awards, except for the People's Choice award, are worth one point.*
- *A member can accumulate multiple points in one show (i.e. If Sue has two pieces accepted into the spring exhibition and one piece wins an award, Sue would earn three points.)*
- *One point is earned each year that a board member serves/volunteers in support of the mission and activities of the MNWS. Only two points can come from volunteering, the other four points must be earned by artwork in shows.*

To retain this status, artists must be paid-up members in good standing. "MNWS" after an artist's name on a painting denotes a MNWS member who has achieved Signature Status.

Erin Burton, Signature Status Chair erinjp27@hotmail.com

Lifetime Members Awards, Congratulations!

New 2023 Lifetime members were recognized with a pewter pin, certificate and photo at the September 7th Monthly MNWS artist demo featuring Jennifer Stone. Those unable to attend, Bonnie Featherstone, Catherine Harding, and Jack O'Leary, were mailed their awards.

Lifetime awards are given to those who have been members for 20 consecutive years. This entitles them to free membership. Thank you for being loyal members.



Sonja Hutchinson, Connie LaMere, Linda Nelson, and Joyce Tibbs received their Lifetime Members Awards and Pin.

Anne Bendt, Membership
abendt12@gmail.com



Minnesota Watercolor Society
1120 Tonkawa Road
Long Lake, MN 55356-9240

www.minnesotawatercolors.com

www.facebook.com/groups/MinnesotaWatercolors

*"To further the development of the
watercolor artist by providing a
supportive environment with education,
exhibition opportunities, promotion
of public appreciation and
greater visibility of the art."*

Minnesota Watercolor Society Mission Statement

To become a member of the MNWS please visit our website at
<http://www.minnesotawatercolors.com/join/>

PRESORTED STANDARD
U.S. POSTAGE
PAID
TWIN CITIES, MN
PERMIT NO. 594

MNWS CALENDAR

WELCOME!

MNWS **New Members**

Nancy Bergman
Tamara Digiralamo
Michelle Griffith
Kathy Grundei
Joanne Johnson
Rebecca Leiter
Sandra McKay
Vicki Pierce
Carol Rieger
Sherry Sheahan
Deb Taylor
Arlette Twedt
Charlotte Wenger

**We have 330 current
paid members**

Programs are held the second Thursday of the month at
7 pm September–May only. Usually at Zeller Studio,
1421 Mainstreet, Hopkins, MN 55343.
Check our website for locations that may vary.

November 9th, Thursday

Demo Artist: Fred Dingler
Acrylic in a Watercolor Style
Zeller Studio, Hopkins, MN

December 14th, Thursday

Demo Artist: Kathleen Conover
Abstract Techniques
Zoom-only Demo



Check our facebook
page for more member
happenings at
www.facebook.com/groups/MinnesotaWatercolors

EPHEMERAL SPRING SHOW

2024 Spring Juried Exhibition
Thursday, April 11– Friday, May 17

Submission period opens:
Friday, January 12, 2024

Submission period closes:
Sunday, February 4, 2024
No late entries will be accepted

Informed accepted work:
Friday, March 15, 2024

Drop off accepted work :
Saturday, April 6, 2024
No late drop offs

Opening and Awards evening
Thursday, April 11, 2024, 6pm – 8pm

Show closes:
Friday, May 17

Pick up work - No Late Pick Ups:
Saturday, May 18, 2024

Questions:: mnwsjuriedshow@gmail.com
Please include contact information.